

Warming Cabinets



MADE IN THE **USA**



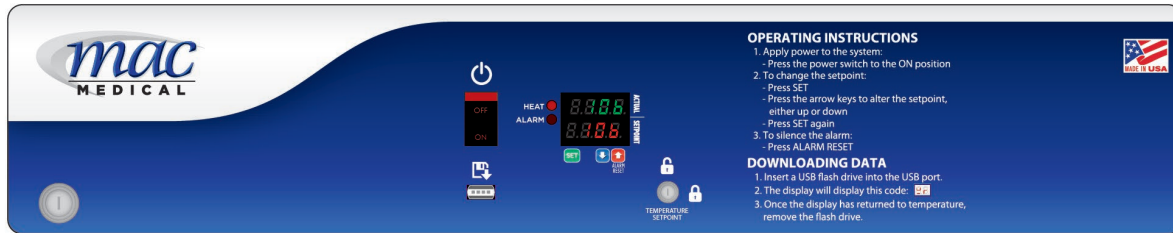
www.macmedical.com

Warming Cabinets

Our Warming Cabinets provide independent, digitally controlled heating chambers that offer actual temperature and set point displays. Data is recorded every 30 minutes and stored for up to two years. Choose from single, dual, or triple chamber units.



DWC243074E-G-4B
(shown with optional glass doors)



Header Control (Single Chamber)

STANDARD FEATURES

- "Easy Log" integrated data logger with removable USB
- Keyed temperature lock out
- Keyed door lock for single & upper chamber units
- Adjustable feet
- Stainless steel doors
- Automatically records data every 30 minutes
- Internal storage up to 2 years
- Displays actual temperature and set points at all times
- Independent digitally controlled heating chambers
- Rapid warm time (2-6 hours depending on load)
- Push button digital operation
- Large digital display(s)
- Fully insulated to provide uniform heating
- Audible & visual over-temp alarm

OPTIONAL FEATURES

- Full view glass door
- Left hand door hinge
- 220/240V power supply
- Celsius
- Two (2) recessed unit options
- Seismic braces
- Pass through chamber
- Electronic keypad lock
- Sloping top
- Keyed door lock for intermediate & lower chamber units

To Download Data

1. Insert supplied USB flash drive into USB slot.
2. Data download will automatically begin.
3. During download display will read:



4. Once the display shows the temperature again, it is safe to remove the flash drive.
5. Data is saved on the flash drive as a .CSV file for easy import into most spreadsheet programs (e.g. Microsoft Excel).
6. Data is secure (no reporting or connection to any network).

Sample Report

SWC243074 Single, S/N: 062112-D01, 101118

DATE/TIME	TEMPERATURE	°C/°F
10/10/2018 23:12	106	F
10/10/2018 23:43	106	F
10/11/2018 0:12	106	F
10/11/2018 0:43	106	F
10/11/2018 1:12	106	F

Single Chamber Units



Warming Cabinets

SWC151822

Overall Dimensions

17.25"D x 18"W x 22"H
(438.15mm x 457.2mm x 558.8mm)
Optional Adjustable Shelf

Chamber I.D.

14"D x 14"W x 11.63"H
(355.6mm x 355.6mm x 259.4mm)
1.30 Cubic Feet Storage
Temperature Range 90°-160° F (Tolerance +/- 1° F)

Electrical

120V, 2.08 Amp, 50/60 Hz, .25 kWh (Avg.),
853 BTU/hr (Avg.)



SWC151822-G-NB
No base (NB) standard for this model

Additional items available for this model (sold separately):

- Mobile Stand (MS1518)
- Mobile Cabinet Stand (WBC1518)
- Roll Out Basket (WB1518)

SWC182424

Overall Dimensions

20.5"D x 24"W x 24.5"H
(520.7mm x 609.6mm x 622.3mm)
Optional Adjustable Shelf

Chamber I.D.

17"D x 20"W x 15.25"H
(431.8mm x 508mm x 387.3mm)
3.0 Cubic Feet Storage
Temperature Range 90°-160° F (Tolerance +/- 1° F)

Electrical

120V, 2.9 Amp, 50/60 Hz, .23 kWh (Avg.),
785 BTU/hr (Avg.)



SWC182424-G-NB
No base (NB) standard for this model

Additional items available for this model (sold separately):

- Mobile Stand (MS1824)
- Mobile Cabinet Stand (WBC1824)
- Roll Out Basket (WB1824)

SWC243024 *Best Seller!*

Overall Dimensions

26.5"D x 30"W x 24.5"H
(673.1mm x 762mm x 622.3mm)
1 Adjustable Shelf

Chamber I.D.

23"D x 26"W x 15.25"H
(584.2mm x 660.4mm x 387.3mm)
5.27 Cubic Feet Storage
Temperature Range 90°-160° F (Tolerance +/- 1° F)

Electrical

120V, 6.3 Amp, 50/60 Hz, .45 kWh (Avg.),
1535 BTU/hr (Avg.)



SWC243024-G-NB
No base (NB) standard for this model

Additional items available for this model (sold separately):

- Mobile Stand (MS2430)
- Mobile Cabinet Stand (WBC2430)
- Roll Out Basket (WB2430)

SWC243036

Overall Dimensions

26.5"D x 30"W x 36"H
(673.1mm x 762mm x 914.4mm)
2 Adjustable Shelves

Chamber I.D.

23"D x 26"W x 25"H
(584.2mm x 660.4mm x 635mm)
8.65 Cubic Feet Storage
Temperature Range 90°-160° F (Tolerance +/- 2° F)

Electrical

120V, 6.3 Amp, 50/60 Hz, .45 kWh (Avg.),
1535 BTU/hr (Avg.)



SWC243036-G-2B
2" base (2B) standard for this model

Additional items available for this model (sold separately):

- Mobile Stand (MS2430)
- Mobile Cabinet Stand (WBC2430)
- Roll Out Basket (WB2430)

SWC182474

Overall Dimensions

20.5"D x 24"W x 74.5"H
(520.7mm x 609.6mm x 1892mm)
2 Adjustable Shelves, 1 Fixed Shelf

Chamber I.D.

17"D x 20"W x 61"H
(431.8mm x 508mm x 1549mm)
12.0 Cubic Feet Storage
Temperature Range 90°-160° F (Tolerance +/- 3° F)

Electrical

120V, 6.5 Amp, 50/60 Hz, .47 kWh (Avg.),
1604 BTU/hr (Avg.)



SWC182474-G-4B
4" base (4B) standard for this model

Additional items available for this model (sold separately):

- Mobile Base (MB1824)
- Roll Out Basket (WB1824)

SWC243074 *Best Seller!*

Overall Dimensions

26.5"D x 30"W x 74.5"H
(673.1mm x 762mm x 1892mm)
2 Adjustable Shelves, 1 Fixed Shelf

Chamber I.D.

23"D x 26"W x 61"H
(584.2mm x 660.4mm x 1549mm)
21.1 Cubic Feet Storage
Temperature Range 90°-160° F (Tolerance +/- 3° F)

Electrical

120V, 6.5 Amp, 50/60 Hz, .47 kWh (Avg.),
1604 BTU/hr (Avg.)



SWC243074-G-4B
4" base (4B) standard for this model

Additional items available for this model (sold separately):

- Mobile Base (MB2430)
- Roll Out Basket (WB2430)

*Capacity will vary based on the types of blankets and bottles used.

Dual Chamber Units

Warming Cabinets

DWC183074T

(T = Chambers in Thirds)

Overall Dimensions

20.5"D x 30"W x 74.5"H
(520.7mm x 762mm x 1892mm)
12.27 Cubic Feet Storage, 3 Adjustable Shelves

Upper Chamber I.D.

17"D x 26"W x 15.25"H
(431.8mm x 660.4mm x 387.3mm)
3.45 Cubic Feet Storage
Temperature Range 90°-160° F (Tolerance +/- 1° F)

Lower Chamber I.D.

17"D x 26"W x 34.5"H
(431.8mm x 660.4mm x 876.3mm)
8.82 Cubic Feet Storage
Temperature Range 90°-160° F (Tolerance +/- 2° F)

Electrical

120V, 8.3 Amp, 50/60 Hz, .82 kWh (Avg.),
2047 BTU/hr (Avg.)



DWC183074T-G-4B
4" base (4B) standard for this model

Additional items available for this model (sold separately):

- Mobile Base (MB1830)
- Roll Out Basket (WB1830)

DWC243074T *Best Seller!*

(T = Chambers in Thirds)

Overall Dimensions

26.5"D x 30"W x 74.5"H
(673.1mm x 762mm x 1892mm)
17.21 Cubic Feet Storage, 3 Adjustable Shelves

Upper Chamber I.D.

23"D x 26"W x 15.25"H
(584.2mm x 660.4mm x 387.3mm)
5.28 Cubic Feet Storage
Temperature Range 90°-160° F (Tolerance +/- 1° F)

Lower Chamber I.D.

23"D x 26"W x 34.5"H
(584.2mm x 660.4mm x 876.3mm)
11.93 Cubic Feet Storage
Temperature Range 90°-160° F (Tolerance +/- 3° F)

Electrical

120V, 12.5 Amp, 50/60 Hz, .90 kWh (Avg.),
3071 BTU/hr (Avg.)



DWC243074T-G-4B
4" base (4B) standard for this model

Additional items available for this model (sold separately):

- Mobile Base (MB2430)
- Roll Out Basket (WB2430)

DWC243074E

(E = Equal Chambers)

Overall Dimensions

26.5"D x 30"W x 74.5"H
(673.1mm x 762mm x 1892mm)
17.64 Cubic Feet Storage, 4 Adjustable Shelves

Upper Chamber I.D.

23"D x 26"W x 25"H
(584.2mm x 660.4mm x 635mm)
8.65 Cubic Feet Storage
Temperature Range 90°-160° F (Tolerance +/- 2° F)

Lower Chamber I.D.

23"D x 26"W x 26"H
(584.2mm x 660.4mm x 660.4mm)
8.99 Cubic Feet Storage
Temperature Range 90°-160° F (Tolerance +/- 2° F)

Electrical

120V, 12.5 Amp, 50/60 Hz, .90 kWh (Avg.),
3071 BTU/hr (Avg.)



DWC243074E-G-4B
4" base (4B) standard for this model

Additional items available for this model (sold separately):

- Mobile Base (MB2430)
- Roll Out Basket (WB2430)

Optional Mobile Cabinet Stand

Available for 36"H & smaller
single chamber models



Contact Us

Contact our customer service department toll free at
877-828-9975, or by email at sales@macmedical.com.



Triple Chamber Units

Warming Cabinets

TWC183078

Overall Dimensions

20.5"D x 30"W x 78.75"H
(520.7mm x 762mm x 2000mm)
10.36 Cubic Feet Storage, 1 Adjustable Shelf

Upper Chamber I.D.

17"D x 26"W x 11.25"H
(431.8mm x 660.4mm x 285.7mm)
2.88 Cubic Feet Storage
Temperature Range 90°-110° F (Tolerance +/- 1° F)

Intermediate Chamber I.D.

17"D x 26"W x 10.75"H
(431.8mm x 660.4mm x 273mm)
2.75 Cubic Feet Storage
Temperature Range 90°-150° F (Tolerance +/- 1° F)

Lower Chamber I.D.

17"D x 26"W x 18.5"H
(431.8mm x 660.4mm x 469.9mm)
4.73 Cubic Feet Storage
Temperature Range 90°-160° F (Tolerance +/- 1° F)

Electrical

120V, 12.9 Amp, 50/60 Hz, .90 kWh (Avg.),
3071 BTU/hr (Avg.)



TWC183078-G-4B
4" base (4B) standard for this model

Additional items available for this model (sold separately):

- Mobile Base (MB1830)
- Roll Out Basket (WB1830)

TWC243078

Overall Dimensions

26.5"D x 30"W x 78.75"H
(673.1mm x 762mm x 2000mm)
14.01 Cubic Feet Storage, 1 Adjustable Shelf

Upper Chamber I.D.

23"D x 26"W x 11.25"H
(584.2mm x 660.4mm x 285.7mm)
3.89 Cubic Feet Storage
Temperature Range 90°-110° F (Tolerance +/- 1° F)

Intermediate Chamber I.D.

23"D x 26"W x 10.75"H
(584.2mm x 660.4mm x 273mm)
3.72 Cubic Feet Storage
Temperature Range 90°-150° F (Tolerance +/- 1° F)

Lower Chamber I.D.

23"D x 26"W x 18.5"H
(584.2mm x 660.4mm x 469.9mm)
6.4 Cubic Feet Storage
Temperature Range 90°-160° F (Tolerance +/- 1° F)

Electrical

120V, 12.9 Amp, 50/60 Hz, .90 kWh (Avg.),
3071 BTU/hr (Avg.)



TWC243078-G-4B
4" base (4B) standard for this model

Additional items available for this model (sold separately):

- Mobile Base (MB2430)
- Roll Out Basket (WB2430)

Warming Cabinet Accessories



Mobile Stands	
Model #	Overall Dimensions
MS1518	18"D x 21"W x 34"H
MS1824	20"D x 28"W x 34"H
MS1830	20"D x 34"W x 34"H
MS2424	26"D x 26"W x 34"H
MS2430	26"D x 34"W x 34"H

Mobile Cabinet Stands	
Model #	Overall Dimensions
WBC1518	18"D x 21"W x 34"H
WBC1824	20"D x 28"W x 34"H
WBC1830	20"D x 34"W x 34"H
WBC2424	26"D x 26"W x 34"H
WBC2430	26"D x 34"W x 34"H

Mobile Bases	
Model #	Overall Dimensions
MB1824	22"D x 27"W x 6.75"H
MB1830	22"D x 33"W x 6.75"H
MB2424	28"D x 27"W x 6.75"H
MB2430	28"D x 33"W x 6.75"H

Roll Out Baskets	
Model #	Overall Dimensions
WB1518	11.88"D x 10.25"W x 5"H
WB1824	16"D x 16.92"W x 5"H
WB1830	15.88"D x 22.98"W x 5"H
WB2424	21.75"D x 16.98"W x 5"H
WB2430	21.75"D x 23.10"W x 5"H

Note: All warming cabinet mobile stands, mobile cabinet stands, mobile bases and roll out baskets are sold separately.

*Capacity will vary based on the types of blankets and bottles used.

Warming Cabinet Options

Door Types

- Stainless Steel (Standard)
- Glass

Door Hinges

- Right (Standard) • Left

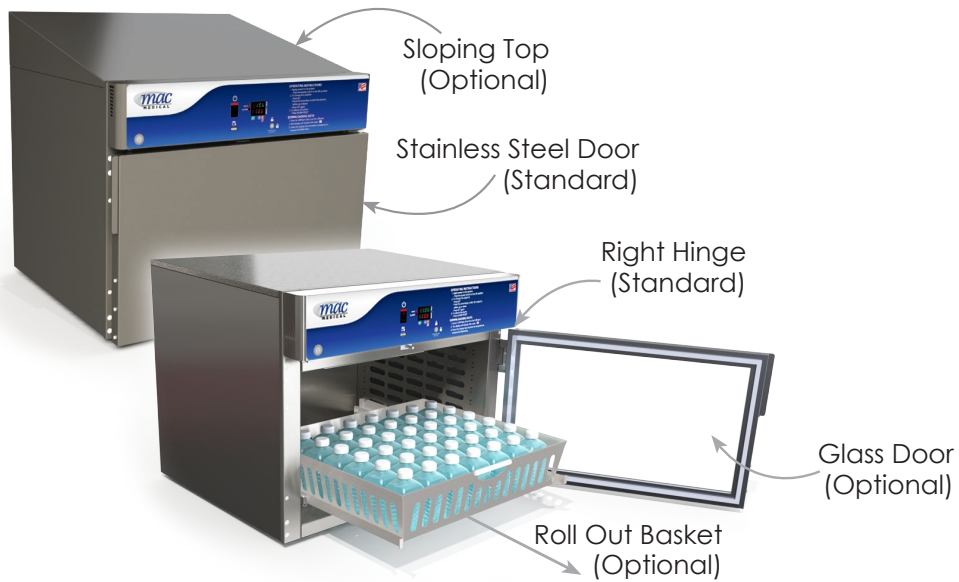
Base Styles

- 2" • 4" • 6" • No Base

Note: Additional shelving available for purchase

Options & Accessories

- 220/240V Power Supply
- Celsius
- Two (2) Recessed Unit Options:
 - R1 = Insulation Wrap, No Top Panel, No Side Panels, and No Trim Kit
 - R2 = Top Panel, Side Panels, and Trim Kit
- Seismic Braces
- Mobile Stand
- Mobile Cabinet Stand
- Mobile Base
- Roll Out Basket
- Pass Through Chamber
- Electronic Keypad Lock
- Sloping Top
- Intermediate Chamber Door Lock
(only available for Triple Chamber Units)
- Lower Chamber Door Lock
(only available for Dual and Triple Chamber Units)

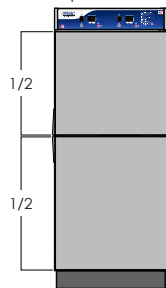
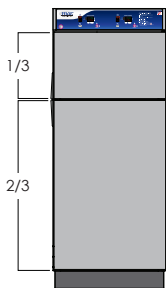


How to Order Warming Cabinets

Base Model #	Overall Size	Chambers	Door Type	Door Hinge	Base Style	Options & Accessories
SWC151822	17.25"D x 18"W x 22"H	Single	G = Glass Door	LH = Left Hinge	2B = 2" Base	220 = 220/240V Power Supply
SWC182424	20.5"D x 24"W x 24.5"H	Single	Blank = Stainless Steel Door (Standard)	Blank = Right Hinge (Standard)	4B = 4" Base	C = Celsius
SWC243024	26.5"D x 30"W x 24.5"H	Single			R1 = Recessed Unit with Insulation Wrap, No Top Panel, No Side Panels, and No Trim Kit	
SWC243036	26.5"D x 30"W x 36"H	Single			6B = 6" Base	
SWC182474	20.5"D x 24"W x 74.5"H	Single			NB = No Base	
SWC243074	26.5"D x 30"W x 74.5"H	Single				
DWC183074T*	20.5"D x 30"W x 74.5"H	Dual				
DWC243074T*	26.5"D x 30"W x 74.5"H	Dual				
DWC243074E**	26.5"D x 30"W x 74.5"H	Dual				
TWC183078	20.5"D x 30"W x 78.75"H	Triple				
TWC243078	26.5"D x 30"W x 78.75"H	Triple				
						R2 = Recessed Unit with Top Panel, Side Panels, and Trim Kit SB = Seismic Braces MS = Mobile Stand WBC = Mobile Cabinet Stand MB = Mobile Base WB = Roll Out Basket P = Pass Through Chamber EL = Electronic Keypad Lock ST = Sloping Top IDL = Intermediate Chamber Door Lock <i>(Only available for Triple Chamber Units)</i> LDL = Lower Chamber Door Lock <i>(Only available for Dual & Triple Chamber Units)</i>

* T = Chambers in Thirds

** E = Equal Chambers



Example 1: Model # DWC243074E, Stainless Steel Door, Right Hinge, 4" Base, Celsius, Lower Chamber Door Lock = Order Model # DWC243074E-4B-C-LDL

Example 2: Model # SWC182474, Glass Door, Left Hinge, Sloping Top, Mobile Base = Order Model # SWC182474-G-LH-ST-MB

Note: Model # will change based on features added



Limited Lifetime Warranty

MAC Medical warrants to the original purchaser that its Proprietary Products will be free from defects in workmanship or materials under normal use and service for the life of the product, so long as owned by the original purchaser, according to the limitations set forth below.

Defective products shall be repaired or replaced at MAC Medical's option at no cost to the original purchaser provided:

1. The customer must obtain a written return authorization supplied by MAC Medical's customer service department. The product must be returned, properly packaged, with a copy of the original sales receipt and copy of the RMA authorization. Please call (877) 828-9975 or (618) 476-3550 to receive a return authorization.
2. The customer must pre-pay freight charges to and from MAC Medical and must ship merchandise properly packaged, in a way the product will not be damaged during transit to the factory. MAC Medical does not warranty any freight damage to or from the factory. It is the customer's responsibility to inspect the product for packaging damage before signing the BOL.

This warranty does not apply to products, which have been subject to abuse, misuse, accident, modification, alteration, tampering, negligence, lack of routine maintenance or misapplication; or products that have been repaired by other than MAC Medical or its authorized representatives.

This warranty does not apply to glass, fabrics, vinyl, seat coverings, cushions, padding or their stitching, gluing or installation. Component parts not manufactured by MAC Medical, such as casters, caster inserts, any components made from rubber or plastic, circuit boards, fan heaters, plumbing parts, electrical switches and other components are also excluded. For these component parts, MAC Medical will pass on the original manufacturer's warranty to MAC Medical equipment original purchasers. Please consult factory for questions regarding the warranties of these component parts. This warranty does not apply to custom fabricated products. Consult factory.

UNLESS EXPRESSLY SET FORTH IN THIS WARRANTY, THERE ARE NO OTHER WARRANTIES, WHETHER EXPRESS OR IMPLIED, OF FITNESS AND/OR MERCHANTABILITY OR ANY OTHER WARRANTY IMPLIED BY CUSTOM, USAGE OR COURSE OF DEALING.

Liability of MAC Medical under this warranty is limited to the repair and/or replacement of any products. MAC Medical specifically excludes and disclaims any responsibility for any incidental or consequential damages claimed to have arisen from any defect in workmanship or materials. No representative has any authority to change or enlarge the above warranty or MAC Medical liability. This document supersedes all previous warranty provisions.

To place an order, contact our customer service department at **618-476-3550** or **877-828-9975** or by email at sales@macmedical.com

MADE IN THE USA



INSPIRED
TO BE BETTER