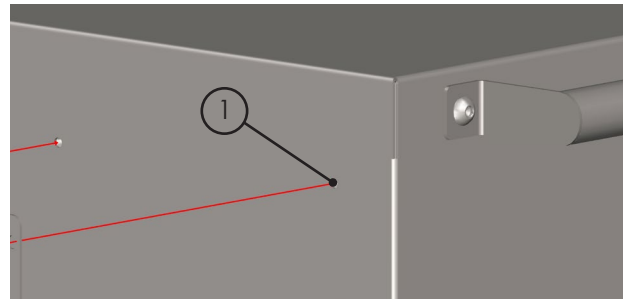


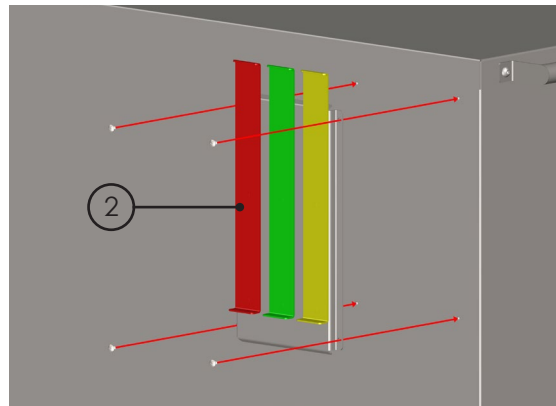
# INSTRUCTIONS FOR USE

## Three Flag System Installation

1. Drill a 3/16" hole 2 1/8" down from the top and 1 1/2" from the side.

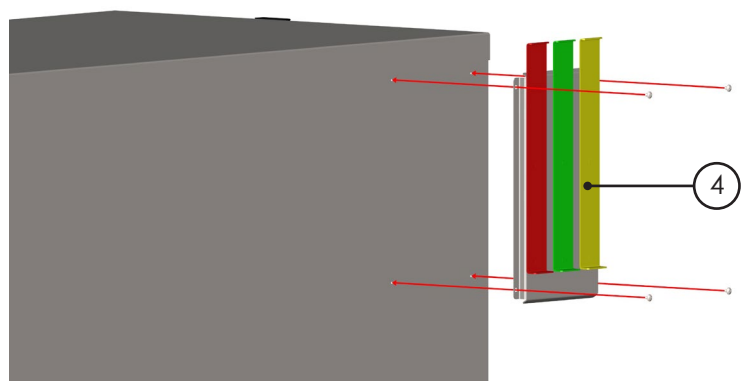


2. Line up flag system base to top right hole and, using a level, use it as a template to mark where the other three holes need to be drilled.



3. Set flag system base to the side and drill the last three holes.

4. Line up all 4 holes and install screws into holes the put nuts on from the inside and tighten.



1